

VT SERIES 4' VAPOR TIGHT 3600

WITH 0-10V DIMMING
Lumens 4120 | Efficacy 122

KEY FEATURES

ETi SSL's 4-FT Vapor Tight is designed with durable stainless-steel latches to prevent moisture and dirt from compromising the housing and damaging interior wires and components inside the fixture. Vapor Tights are weatherproof and rated IP65 as dust tight and protect against projected water.

CCT & Light Quality

- CCT 4000K
- 80+ CRI

Light Output & Efficacy

- 4120 Lumens
- Efficacy Rating 122
- 90.79% lumen maintenance @ 54,000 hours and projected L70 @ 60,000 hours

Dimming, Voltage, Controls

- 0-10V dimming to 10%
- Universal voltage (120-277V)
- BBU or OC sensor accessories available

SPECIFICATIONS

Construction

- Gray polycarbonate housing with stainless-steel latches
- Airtight seal prevents moisture and dirt from compromising the housing and damaging interior wires and components

Optics

- Non-yellowing high-impact resistant polycarbonate lens
- Frosted diffuser delivers even illumination and diminished glare

Installation

- Suspension and surface mounting kits included
- Link together up to 7 luminaires

Electrical

- 60,000 hour LEDs at L70 for reduced maintenance
- Operates at 120-277V, 50/60 Hz
- 0-10V dimmable driver, down to 10%

Warranty

5-Year Standard Warranty. See terms at: [ETiSSL.com/warranty/](https://etiSSL.com/warranty/)

KEY DATA	
Lumens	4120
Wattage	33.71
Efficacy (LPW)	122
Reported Life (Hours)	L70 / 60,000

DATE:	PROJECT:
TYPE:	NOTES:
CATALOG #:	



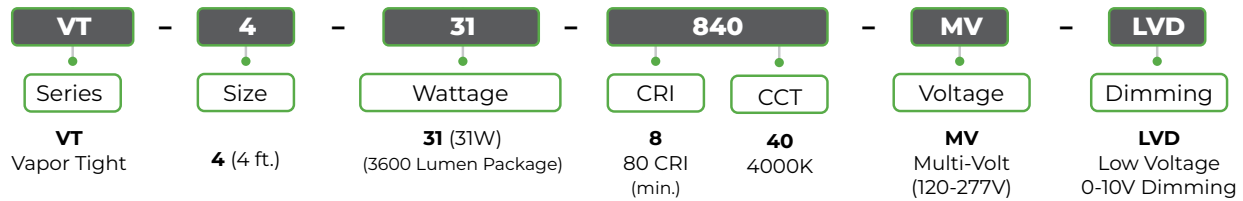
Cord Grip
Included

Certifications & Test Data

- All luminaires are built to UL standards and have the appropriate UL labels and information on product
- Wet location—IP65 Rated
- Adheres to LM79, LM80, and TM21 industry standards for photometric, lumen maintenance and lifetime calculations
- DLC® (DesignLights Consortium) Listed. Please refer to DLC for specific product qualifications at www.designlights.org (See Page 2 for search info.)
- IC Rated
- Driver rated for FCC part 15 Class B for use in residential or commercial applications



CATALOG LOGIC





STANDARD STOCK ORDERING INFORMATION (typical 2-3 day shipment lead time)¹

Catalog Part Number	Order Number	Description	Lumen Package	Delivered Lumens ²	Nominal Wattage	Efficacy	CCT	CRI	Voltage	Dim	DLC
VT-4-31-840-MV-LVD	54656241	4' Vapor Tight, 4000K	3600	4120	31	122	4000K	80+	120-277V	0-10V	Standard Search: 546562##-2

Notes: 1. Stock SKUs typically ship in 24-48 hours upon receipt of an approved released order
2. For more delivered lumens and test data see on page 3, or visit ETISSL.com

AVAILABLE STOCK ACCESSORIES (must be ordered separately, field installed)


Emergency LED Driver/BBU³ ⚠ Not compatible with Motion Sensor

Catalog Part Number	Order Number	Description	Details
EMA40FY-I70	70114402-2	Square Emergency LED Driver BBU 40W, IP rated, 90 min	 BBUs certified in CA Title 20 MAEDBS Search: EMA40FY-I70 INFORMATION
EMUFO-40I70-YY	70114401-2	Round Emergency LED Driver BBU 40W, IP rated, 90 min	 BBUs certified in CA Title 20 MAEDBS Search: EMUFO-40I70-YY INFORMATION

Notes:

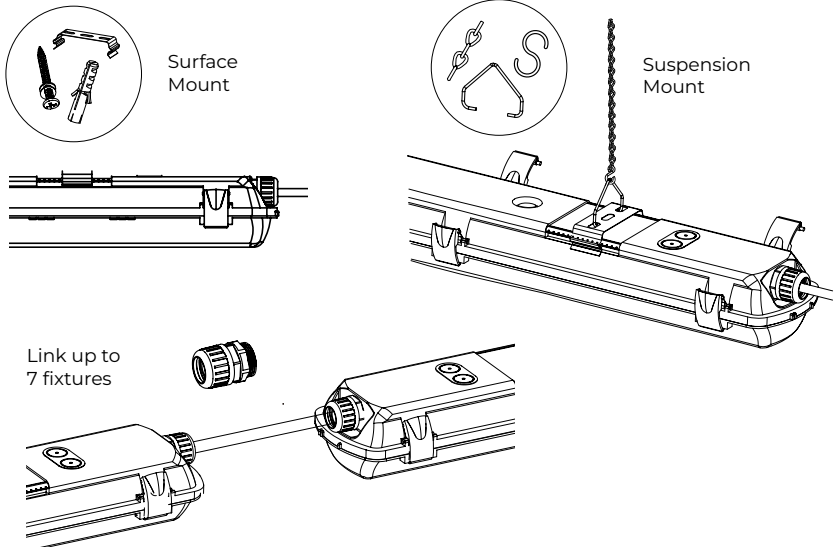
- Multiply the LPW of specified SKU by BBU wattage for the approximate delivered lumens. (Ex. 127 LPW x 40-watts = approximately 5000 lumens)
- Luminaires also compatible with: 70112202-2 (25W, IP rated, 90 minutes, Square) and 70112201-2 (25W, IP rated, 90 minutes, Round)
- BBUs CANNOT be used or installed with Motion Sensor. Luminaire can be used with either BBU or Sensor. It is not compatible with both.

Motion Sensor^{1,2} ⚠ Not compatible with Emergency LED Driver/BBU

Catalog Part Number	Order Number	Description	Details
MC601V	90600144	Internal Step Dimming Motion Sensor (Microwave with daylight sensor)	 SPEC SHEET DOWNLOAD (located on ETISSL.com)

Notes: 1. Motion Sensor CANNOT be used or installed with BBUs. Luminaire can be used with either BBU or Sensor. It is not compatible with both.
2. For factory installed sensor In fixture please view order numbers 54656241-I. [Download OC Sensor version Spec Sheet.](#)

MOUNTING

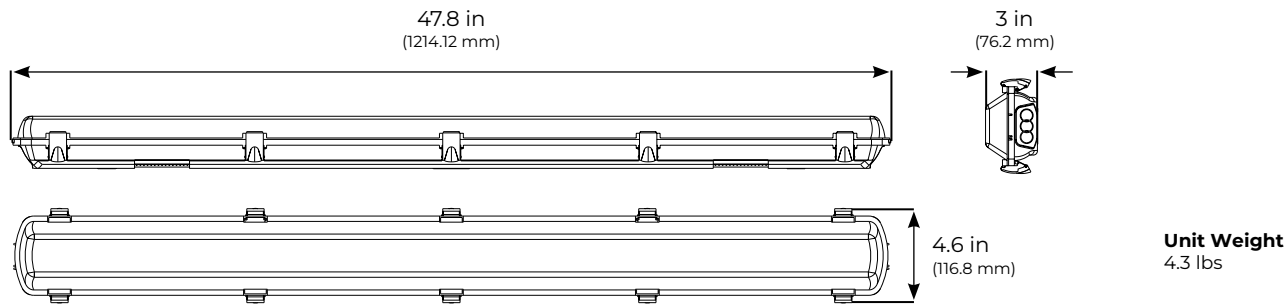


Included with the product



- Mounting Screws
- Dry Wall Anchors
- U Brackets
- V Clips
- Cord Grip
- 2 Suspension Chains
- S Hooks
- Wire Connectors

DIMENSIONS / DETAILS



PERFORMANCE / Data

Lumen Maintenance

Ambient Temp.	TM-21 Lumen Maintenance (54,000 hours)
25° C (77° F)	> 90.79%
Ambient Temp.	TM-21 Theoretical L70 (hours)
25° C (77° F)	60,000

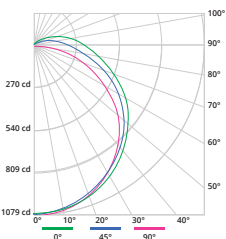
Load Information

Power Factor	0.90
THD	< 20%
Frequency	50/60 Hz
Sound Rating	< 20 Dba
Low Temp Start / Max Temp	-30° C (-22° F) / 45° C (113° F)

PHOTOMETRIC SAMPLE

Luminaire Data: 4000K	
CCT & CRI	4000K, 80+ CRI
Initial Delivered Lumens	4120
Wattage	33.71W
Efficacy	122
Beam Angle	50° = 135.9° 10° = 163.6°
Spacing	0° = 1.30 90° = 1.44

Indoor Candela Plot



Photometric values based on tests performed in compliance with LM-63 & LM-79