

## 7.5" FLUSH MOUNT CEILING LIGHT WITH TWISTFIT MOUNTING SYSTEM 3 CCT COLOR PREFERENCE<sup>®</sup> | NIGHTLIGHTR<sup>™</sup>

### KEY FEATURES

- Modern, low profile design—available in White and Brushed Nickel trims
- 50,000-hour life
- TRIAC Dimming
- Switch to night light (Amber 2000K) using wall switch or dimmer
- 3 field adjustable CCTs (3000K/4000K/5000K)
- 2.5" surface profile

### SPECIFICATIONS

#### Construction

- Thin panel with modern trim
- Frosted Lens

#### Optics

- Acrylic diffuser lens for zero pixelation and overall visual comfort
- Uniform, even light distribution

#### Installation and Function

- Driver is specifically designed with two tabs to twist and lock into place on the TwistFit mounting plate
- Field select one of three CCTs at installation with an integral switch located on back of lamp. Factory set to 3000K.
- Suitable for both new construction with J-box bracket or remodel installations
- Optional torsion spring brackets that enable installation into an existing 5" or 6" recessed can (sold separately)

#### Electrical

- > 50,000 hour LEDs at L70 for reduced maintenance
- Operates at 120V, 50/60Hz
- Operating temperature: -4°F ~ 104°F
- TRIAC dimming, down to 10%\*
- ETi SSL's patented 3 CCT COLOR PREFERENCE<sup>®</sup> allowing for easy field-adjustable color temperature selection with switch located on product back

\* Always consult dimmer manufacturer for proper use, installation and compatibility (some dimmers may require a neutral in the wall box).

#### Warranty

5-Year Standard Warranty. See terms at: [ETiSSL.com/warranty/](https://ETiSSL.com/warranty/)

DATE:	PROJECT:
TYPE:	NOTES:
CATALOG #:	



KEY DATA	
Lumen Range	955 – 999
Wattage Range	11.3 – 11.5
Efficacy Range (LPW)	83 – 88
Reported Life (Hours)	L70 / >60,000

#### Certifications & Test Data

- All luminaires are built to UL 1598 standards and have the appropriate UL labels and information on product
- Damp location rated
- IC Rated for direct contact with insulation
- Suitable for use in clothes closets when installed in accordance to NEC Section 410.16 spacing requirements



7.5" Flush Mount Ceiling Light 3 CCT COLOR PREFERENCE® | NIGHTLIGHTR™

CATALOG LOGIC

FMNL

Series

FMNL

Flush Mount with Nightlighter®

-

7.5IN

Size

7.5IN (7.5" Dia)

-

800LM

Lumens

(Lumen Package)  
800LM

-

8

CRI

8  
80CRI (min.)

-

CP3

CCT

CP3  
3 CCT  
Color Preference®  
3000/4000/5000K

-

SV

Voltage

SV  
Single-Volt  
120V

-

TD

Dimming

TD  
TRIAC  
Dimming

-

Finish

WT  
White  
BN  
Brushed Nickel

Notes:



1. Factory set at 3000K. Installing contractor responsible for ensuring desired CCT is selected during installation.

STOCK ORDERING INFORMATION

Catalog Part Number	Order Number	Product Description	Case QTY	Wattage (Nominal)	Nightlight Wattage	Lumen Pkg	Delivered Lumens <sup>1</sup>	Efficacy (LPW)	CCT	CRI	Volt.	Dim
FMNL-7.5IN-800LM-8-CP3-SV-TD-WT	56568114	7.5" Flushmount with White Trim & Nightlight	4	12	4.5	800	962	84	3000K	80+	120V	TRIAC
							999	88	4000K			
							955	83	5000K			
FMNL-7.5IN-800LM-8-CP3-SV-TD-BN	56568116	7.5" Flushmount with Brushed Nickel Trim & Nightlight	4	12	4.5	800	962	84	3000K	80+	120V	TRIAC
							999	88	4000K			
							955	83	5000K			

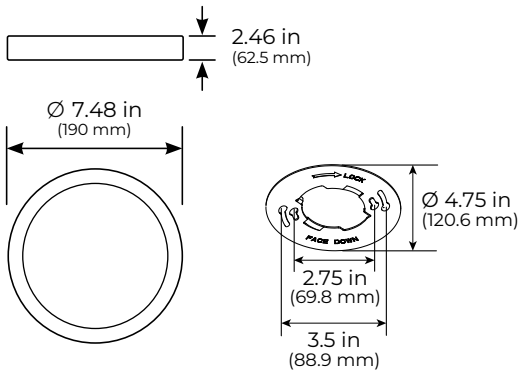
Notes: 1. For more delivered lumens and test data see on page 3, or visit ETISSL.com

AVAILABLE STOCK ACCESSORIES (must be ordered separately, field installed)

Order Number	Description	Details
95657611101 (FLDL-RETROFITKIT)	Retrofit Torsion Spring with E26 Adapter Kit	
90600760 (FMLP-JBOX)	Junction Box	

# 7.5" Flush Mount Ceiling Light 3 CCT COLOR PREFERENCE® | NIGHTLIGHTR™

## DIMENSIONS / DETAILS

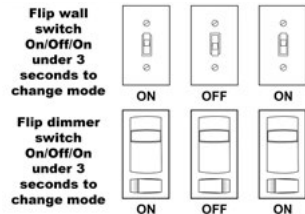


**Unit Weight**  
1.3 lbs



Factory set  
at 3000K

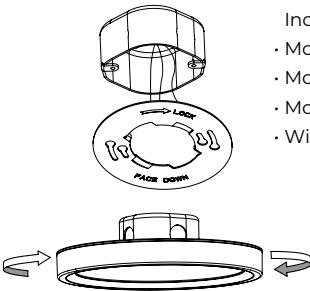
Regular Light Mode > Night Light Mode



## MOUNTING (Included)

**TwistFit™**  
Mounting System

QUICK AND EASY INSTALLATION



Included:

- Mounting Plate
- Mounting Screws
- Mounting Plate Screws
- Wire Connectors

## Mounting Accessories (sold separately)



Retrofit E26  
Socket Adapter &  
Torsion Springs



J-Box with Clips

## PERFORMANCE / Data

### Lumen Maintenance

Ambient Temp.	TM-21 Lumen Maintenance (54,000 hours)
25° C (77° F)	90.38%
Ambient Temp.	TM-21 Theoretical L70 (hours)
25° C (77° F)	> 60,000

### Load Information

Power Factor	>.90
THD	< 20%
Frequency	50/60 Hz
Sound Rating	< 20 dBA
Low Temp Start / Max Temp	-20° C (-4° F) / 40° C (104° F)

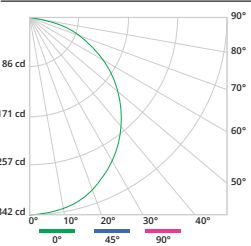
## PHOTOMETRIC SAMPLE

Luminaire Data: at 3000K

CCT & CRI	3000K, 80+ CRI
Delivered Lumens	962
Wattage	11.5W
Efficacy	84
Beam Angle	50%=111° 10%=162°
Spacing	0° = 1.24 90° = 1.26

Photometric values based on tests performed in compliance with LM-63 & LM-79

Candela Plot



ETI Solid State Lighting  
720 Northgate Parkway, Wheeling, IL 60090 | TEL: 1.855.384.7754  
E-mail: etiorsorders@ETISSL.com | ETISSL.com

All specifications are subject to change without notice.  
All reported values are typical values, measured under laboratory conditions @ 25° C (77° F).  
Actual performance can vary slightly as a result of end-user application & environment.

7.5" FMNL-WT/BN | Oct. 11, 2023 | Page 3 of 3