

16" FLUSH MOUNT
 3 CCT COLOR PREFERENCE®
 LI-ION BATTERY BACKUP | 1600 LM PACKAGE

KEY FEATURES

ETi's 16" LED Flush Mount Ceiling light is long lasting and energy efficient, with rated life of 50,000 hours and efficacy of 59 LPW

- ETi SSL's patented Color Preference® with 3 field-selectable CCTs (3000K, 4000K, 5000K), 90+ CRI
- Integrated Li-ion battery back up unit: 24 hr. recharge time | 1.5 hr. run time
- Modern dome shaped ceiling light with white durable PC diffuser/lens
- 50,000-hour life

SPECIFICATIONS

Construction

- Dome shaped, modern fixture
- Integrated BBU with test button

Optics

- PC diffuser lens for zero pixelation and overall visual comfort
- Uniform, even light distribution

Installation and Function

- Package includes: 6 wire connectors and 2 mounting screws
 Fixture body and diffuser shade
- Choose from 3 field-selectable CCTs—30/40/5000K
 Factory set at 3000K

Electrical

- 50,000 hour LEDs at L70 for reduced maintenance
- Operates at 120-277V, 50/60Hz
- Operating temperature: -4°F ~ 113°F
- ETiSSL patented 3 CCT COLOR PREFERENCE® allowing for easy field-adjustable color temperature selection with switch located on back of luminaire
- 0-10V Dimming

* Always consult dimmer manufacturer for proper use, installation and compatibility (some dimmers may require a neutral in the wall box).

Warranty

5-Year Standard Warranty. See terms at: ETiSSL.com/warranty/

DATE:	PROJECT:
TYPE:	NOTES:
CATALOG #:	



Integrated Li-ion Battery Backup
 4W Output Power
 15-50VDC



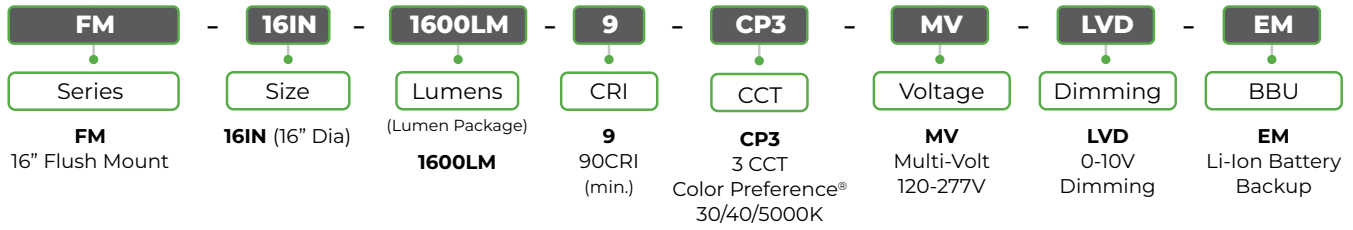
KEY DATA	
Lumen Package	1600
Wattage	27 (22W light + 5W BBU)
Efficacy (LPW)	59
Reported Life (Hours)	L70 / 50,000

Certifications & Test Data

- Luminaire is built to ETL industry standards for performance and lifetime calculations
- Damp location rated
- ENERGY STAR® rated (See Page 2 for search info.)
- Driver rated for FCC part 15 Class B for use in residential or commercial applications



CATALOG LOGIC



Notes:


1. This product is not configurable. Only designated 'Stock' SKUs are available.
2. Factory set at 3000K. Installing contractor responsible for ensuring desired CCT is selected during installation.

STOCK ORDERING INFORMATION (typical 2-3 day shipment lead time)¹

Catalog Part Number	Order Number	Size (Dia)	Case QTY	Lumen Package	Wattage (Nominal)	Efficacy	CCT	CRI	Voltage	Dim	ENERGY STAR®
FM-16IN-1600LM-9-CP3-MV-LVD-EM	54437611	16"	4	1600	27W in all 22W Luminaire 5W BBU	59	3000K 4000K 5000K	90 (min)	120-277V	0-10V	Yes, Search: 544376###

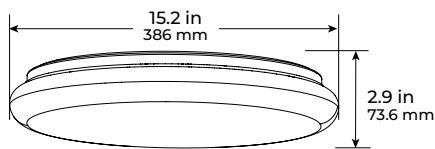
- Notes: 1. Stock SKUs typically ship in 24-48 hours upon receipt of an approved released order
2. For more delivered lumens and test data see below, or visit ETISL.com

BATTERY INFORMATION

Catalog Part Number	Description	Recharge Time	Discharge Time	Details
EMS-04050-YY	Li-ion Battery, 100 ~ 277 Vac, 50/60Hz, 5W max.	24 Hours	1.5 Hours	Spec Sheet 

- Notes: 1. Stock SKUs typically ship in 24-48 hours upon receipt of an approved released order
2. For more delivered lumens and test data see below, or visit ETISL.com

DIMENSIONS / DETAILS




Unit Weight
2.11 lbs.



Factory settings:
3000K



BBU Test Button



Load Information

Power Factor	.90
THD	< 20%
Frequency	50/60 Hz
Low Temp Start / Max Temp	-20° C (-4° F) / 45° C (113° F)