



PRODUCT OVERVIEW

ETi SSL's Boost Center Basket Troffer Series has a **slim design for shallow plenums** and includes **4 Selectable Wattages and 3 Selectable CCTs, for convenience and flexibility!** Equipped with 0-10V dimming, universal 120-277 voltage, and various mounting options, they are ideal for office lighting, schools, common areas, and back-of-house for multifamily, hospitality, retail, and other commercial applications.



INNOVATE. ILLUMINATE. INSPIRE.

BOOST CENTER BASKET TROFFERS | 4 LUMEN BOOST® | 3 CCT COLOR PREFERENCE®

Scan code
for more
information



PERFORMANCE SUMMARY

Size	Lumen Pkg Range (LB4)	Selectable Watt. Levels	CCT (CP3)	DLC	Dist. Plot
2X4	3360 – 5850	24 29 32 39	3500K 4000K 5000K	Premium	
2X2	2100 – 4350	15 19 24 29	3500K 4000K 5000K	Standard	
1X4	2100 – 4350	15 19 24 29	3500K 4000K 5000K	Standard	

Great for Shallow Plenums
Depth as low as
1.8" (1x4) /
2.25" (2x4, 2x2)



* Lumen package ranges are approximate values.
For actual delivered lumen data, please refer to spec sheet.

ELECTRICAL DATA

Operation: 120-277V 50/60Hz

Low Temp Start / Max Temp: -20°C (-4°F) / 40°C (104°F)

Controls: 0-10V, OC Sensor and BBU Options

Surge Protection: L-N:1KV, LN-G:2KV

CERTIFICATIONS & OTHER INFO


Warranty: 5 year

IC Rated for direct contact with insulation

UL/cUL Listed: Damp



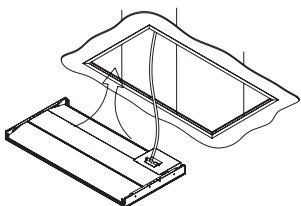
Integrated housing guide
clips to install into recessed grid



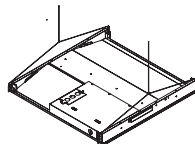
Easy access to field-selectable
wattages and CCTs on back
of luminaires

MOUNTING ACCESSORIES

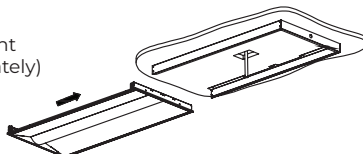
Drywall Mount Kit
(order separately)



Suspension Mount
(order separately)



Surface Mount
(order separately)



AVAILABLE MTO OPTIONS / ACCESSORIES

Boost Center Basket Emergency Battery Backup

Boost Center Basket Occupancy Sensing