

MSFP | MULTI-SELECT FLAT PANELS

3 LUMEN BOOST® & 3 CCT COLOR PREFERENCE®
BACK-LIT | 0-10V Dimming | Efficacy 104 – 130 LPW

KEY FEATURES

Each back-lit luminaire is ultra thin with an overall height of 1.69" to fit shallow plenums and are IC rated for direct contact with insulation.

CCT & Light Quality

- 3 Selectable CCTs (3500K, 4000K, 5000K)
- 80+ CRI

Light Output & Efficacy

- 3 Selectable Wattages: 30W | 40W | 50W (2x4)
20W | 30W | 40W (2x2 and 1x4)
- Efficacy Rating Range:
2X4: 104 – 124 | **2X2:** 107 – 119 | **1X4:** 108 – 130
- 73% lumen maintenance @ 54,000 hours and projected L70 @ > 60,000 hours.

Dimming, Voltage, Controls

- 0-10V dimming
- Universal voltage (120-277V)
- BBU Options Available

SPECIFICATIONS

Construction

- Aluminum lens frame with mitered corners in a matte white finish
- Luminaire backplate is die formed steel and post painted

Optics

- Polystyrene lens material provides high light transmittance
- Frosted diffuser delivers even illumination and diminished glare

Installation

- Integrated mounting clips included to install into recessed grid
- Additional mounting kits available as accessories:

*Surface mounting kit
0-3 ft cable suspension mounting kit*

- 3 LUMEN BOOST® / 3 CCT COLOR PREFERENCE® for easy field-adjustable lumen / CCT selection with switch located on back panel. Factory set to highest wattage.

Electrical


- > 60,000 hour LEDs at L70 for reduced maintenance
- Operates at 120-277V 50/60Hz
- 0-10V dimmable driver
- Internal Surge protection 2.5kV
- Operating temperature: -4°F to 104°F (-20°C to 40°C)
- Ships at the highest lumen output

Warranty

5-Year Standard Warranty. See terms at: [ETiSSL.com/warranty/](https://etiSSL.com/warranty/)


KEY DATA	
Lumen Range	2130 – 5502
Wattage Range	19 – 49
Efficacy Range (LPW)	104 – 130
Reported Life (Hours)	L70 / > 60,000

DATE:	PROJECT:
TYPE:	NOTES:
CATALOG #:	



Certifications & Test Data

- cUS ETL Rated
- Damp location, IP20
- Adheres to LM79, LM80, and TM21 industry standards for photometric, lumen maintenance and lifetime calculations
- DLC® (DesignLights Consortium) Standard. Please refer to DLC for specific product qualifications at www.designlights.org (Search by part number, example: MSFP-24-LB3-8-CP3-MV-LVD)
- IC Rated for direct contact with insulation
- Driver rated for FCC part 15 Class B for use in residential or commercial applications



ORDERING GUIDE

MSFP	-		-	LB3	-	8	-	CP3	-	MV	-	LVD	-	
Series		Size		Lumens (Lumen Package) ¹		CRI		CCT		Voltage		Dimming		BBU
MSFP Multi-Select Flat Panels		24 (2'x4') 22 (2'x2') 14 (1'x4')		LB3 3 Lumen Boost® Options		8 80CRI (min.)		CP3 3 CCT Color Preference® 3500/4000/5000K		MV Multi-Volt 120-277V		LVD Low Voltage Dimming 0-10V		EM Emergency Battery Backup 7.6W ² (Leave Blank) No BBU

Notes:
 1. Lumen data is listed below and on following page. See page 4 for IES samples and links.
 2. EMB08 is MTO only. Lead times apply.

ORDER INFORMATION / SPEC DETAILS


	Catalog Part Number	Order Number	Description	Voltage	DLC	CRI	CCT	Nominal Watts	Delivered Lumens	Efficacy
2' x 4'	MSFP-24-LB3-8-CP3-MV-LVD	64224401	2'x4' Flat Panel	120-277V	Standard	80+	3500K	50	5134	104
								40	4171	109
								30	3221	114
							4000K	50	5502	117
								40	4470	121
								30	3417	124
							5000K	50	5397	110
								40	4394	115
								30	3386	120
2' x 2'	MSFP-22-LB3-8-CP3-MV-LVD	64222501	2'x2' Flat Panel	120-277V	Standard	80+	3500K	40	4226	109
								30	3295	108
								20	2130	107
							4000K	40	4727	114
								30	3232	115
								20	2293	119
							5000K	40	4402	109
								30	3412	113
								20	2253	114
1' x 4'	MSFP-14-LB3-8-CP3-MV-LVD	64214201	1'x4' Flat Panel	120-277V	Standard	80+	3500K	40	4505	110
								30	3518	110
								20	2304	117
							4000K	40	4213	108
								30	3493	125
								20	2476	130
							5000K	40	4255	111
								30	3387	117
								20	2435	124

MADE-TO-ORDER BATTERY BACKUP OPTIONS (Longer lead times apply. Contact ETi for details.)

Catalog Part Number	Order Number	Description
MSFP-24-LB3-8-CP3-MV-LVD-EM	64224401-EM	2'x4' Flat Panel with 7.6W LED Emergency BBU
MSFP-22-LB3-8-CP3-MV-LVD-EM	64222501-EM	2'x2' Flat Panel with 7.6W LED Emergency BBU
MSFP-14-LB3-8-CP3-MV-LVD-EM	64214201-EM	1'x4' Flat Panel with 7.6W LED Emergency BBU

OPTIONAL MOUNTING ACCESSORIES (must be ordered separately)

Catalog Part Number	Order Number	Description
MSFP-SMK-24	70345101	2X4 Multi-Select Flat Panel Surface Mount Kit (White)
MSFP-SMK-22	70343101	2X2 Multi-Select Flat Panel Surface Mount Kit (White)
MSFP-SMK-14	70344101	1X4 Multi-Select Flat Panel Surface Mount Kit (White)
MSFP-SUSP-KIT-2C	70346101	2-Cable Suspension Mount Kit (max 3')



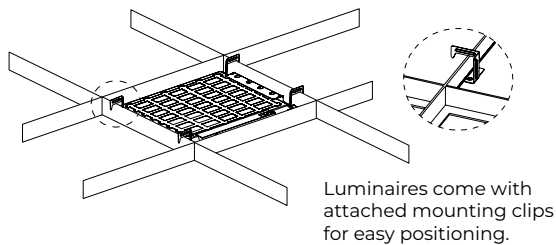
Surface Mount Kit 2X4

Surface Mount Kit 1X4

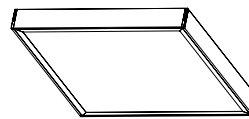
Surface Mount Kit 2X2

MOUNTING

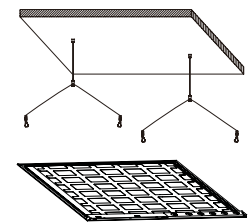
Included: Recessed Mounting



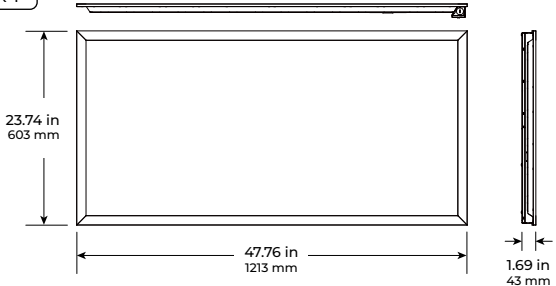
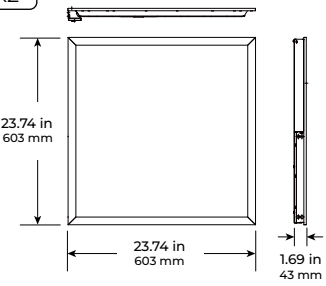
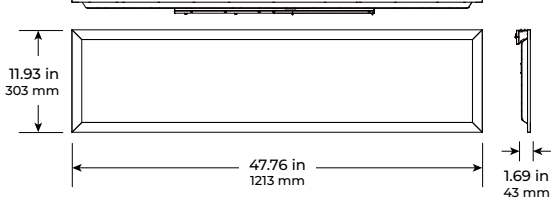
Surface Mount Kit Accessory



Suspension Kit Accessory



DIMENSIONS / DETAILS

<div>2'x4'</div> <div><div>Unit Weight 8.36 lbs</div></div>	<div>2'x2'</div> <div><div>Unit Weight 4.40 lbs</div></div>
<div>1'x4'</div> <div><div>Unit Weight 4.84 lbs</div></div>	<div>Factory settings:</div> <div><div>2X4 3500K 50W</div><div>2X2 3500K 40W</div><div>1X4 3500K 40W</div></div>

PERFORMANCE / Data

Lumen Maintenance

Ambient Temp.	TM-21 Lumen Maintenance (54,000 hours)
25° C (77° F)	72.9%
Ambient Temp.	TM-21 Theoretical L70 (hours)
25° C (77° F)	> 60,000

Load Information

Power Factor	> 0.90
THD	< 20%
Frequency	50/60 Hz
Low Temp Start / Max Temp	-20° C (-4° F) / 40° C (104° F)

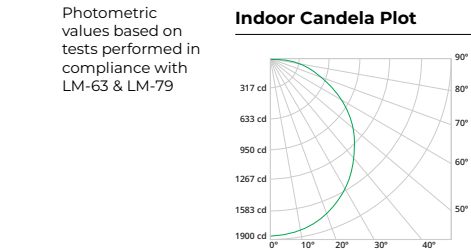
PHOTOMETRIC SAMPLES

2'x4'

IES

Luminaire Data: 2x4 at 50W 4000K, 80+ CRI

Initial Delivered Lumens	5502
Wattage	47.20W
Efficacy	117
Spacing	0° = 1.25 90° = 1.29

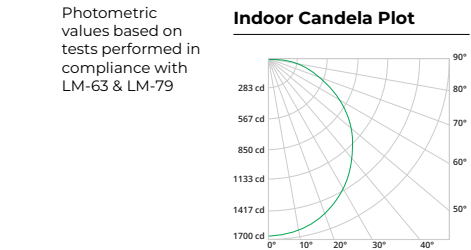


2'x2'

IES

Luminaire Data: 2x2 at 40W 4000K, 80+ CRI

Initial Delivered Lumens	4727
Wattage	41.42W
Efficacy	114
Spacing	0° = 1.26 90° = 1.26



1'x4'

IES

Luminaire Data: 1x4 at 40W 4000K, 85 CRI

Initial Delivered Lumens	4213
Wattage	38.83W
Efficacy	108
Spacing	0° = 1.28 90° = 1.29

