



PRODUCT OVERVIEW


ETi SSL's back-lit Multi-Select Flat Panel Series has a **slim design for shallow plenums** and includes **3 Selectable Wattages and 3 Selectable CCTs, for convenience and flexibility!** Equipped with 0-10V dimming, universal 120-277 voltage, and various mounting options, they are ideal for office lighting, schools, common areas, and back-of-house employee areas for hospitality, multifamily, retail, and other commercial applications.



INNOVATE. ILLUMINATE. INSPIRE.

MULTI-SELECT FLAT PANELS | 3 LUMEN BOOST® | 3 CCT COLOR PREFERENCE®

PERFORMANCE SUMMARY

Size	Lumen Pkg Range (LB3)	Selectable Watt. Levels	CCT (CP3)	DLC	Dist. Plot
2X4	3300 – 5500	30 40 50	3500K 4000K 5000K	Standard	
2X2	2200 – 4400	20 30 40	3500K 4000K 5000K	Standard	
1X4	2200 – 4400	20 30 40	3500K 4000K 5000K	Standard	

Great for Shallow Plenums
1.69" Depth

* Lumen package ranges are approximate values.
For actual delivered lumen data, please refer to spec sheet.

ELECTRICAL DATA

Operation: 120-277V 50/60Hz

Low Temp Start / Max Temp: -4°F to 104°F (-20°C to 40°C)

Controls: 0-10V, BBU Options

Surge Protection: 2.5kV

CERTIFICATIONS & OTHER INFO

Warranty: 5 year

IC Rated for direct contact with insulation

cUS ETL Rated: Damp, IP20

2X4

1X4

2X2

Integrated mounting clips included
to install into recessed grid

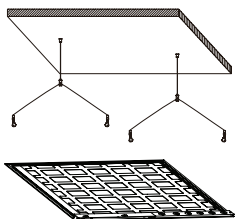


30W-40W-50W

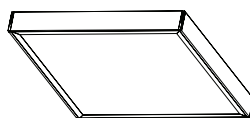
Easy access to
field-selectable
wattages and
CCTs on back
of luminaires

MOUNTING ACCESSORIES

Suspension Mount
(order separately)



Surface Mount
(order separately)



BATTERY BACKUP MTO OPTION

Made-to-Order:

Pre-Installed 7.6W Emergency Battery Backup