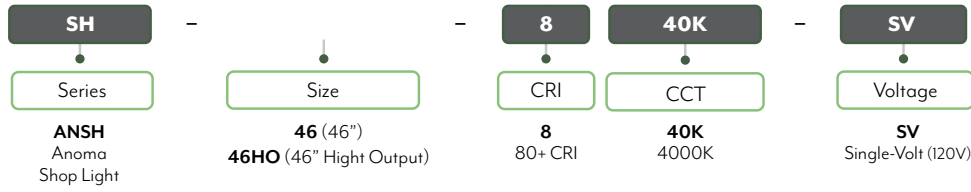


CATALOG LOGIC



STOCK ORDERING INFORMATION

CATALOG PART NUMBER	ORDER NUMBER	DESCRIPTION	CASE QTY	CRI	CCT	WATTS (NOM.)	LUMEN PKG. ¹	DELIVERED LUMENS	LPW	VOLTAGE	DIM
ANSH-46-840K-SV	B02014601A	Anoma 46" LED Shop Light Standard Output	4	80+	4000K	40	4000	4150	104	120V	Non-Dimmable
						60	5500	5968	102		
						80	7500	7577	98		
ANSH-46HO-840K-SV	B02015601A	Anoma 46" LED Shop Light High Output	4	80+	4000K	65	7200	7267	114	120V	Non-Dimmable
						100	10000	10663	109		
						130	13000	13681	104		

Notes: 1. For more delivered lumens and test data see pages 3, or visit ETISSL.com


DIMENSIONS / DETAILS

Product	L (in.)	L (mm)	W (in.)	W (mm)	H (in.)	H (mm)	weight
46" LED Shop Light	46"	1168	4.5"	115	1.7"	42	2.49 lbs.
46" LED Shop Light HO	46"	1168	6.1"	155	1.7"	42	3.22 lbs.

MOUNTING

Easy Installation

Includes Dry Wall & Hanging Mounting Kits Plus attached 5' Cord



PERFORMANCE / Data

Lumen Maintenance

Ambient Temp.	TM-21 Lumen Maintenance (54,000 hours)
25° C (77° F)	89.49%
Ambient Temp.	TM-21 Theoretical L70 (hours)
25° C (77° F)	> 150,000

Load Information

Power Factor	> 0.90
THD	< 20%
Frequency	60 Hz
Low Temp Start / Max Temp	-4°F to 104°F (-20°C to 40°C)

PHOTOMETRY

46"

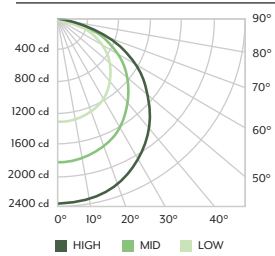


Luminaire Data:

CCT & CRI	4000K, 80+ CRI
DELIVERED LUMENS	4365 3481 2680
WATTAGE	77.3 58.6 40.0
EFFICACY	98 102 104
SPACING	0° = 1.29 / 90° = 1.33

Photometric values based on tests performed in compliance with LM-63 & LM-79

Candela Plot



46" HO



Luminaire Data:

CCT & CRI	4000K, 80+ CRI
DELIVERED LUMENS	13681 10663 7276
WATTAGE	131.0 98.1 64.1
EFFICACY	104 109 114
SPACING	0° = 1.29 / 90° = 1.28

Photometric values based on tests performed in compliance with LM-63 & LM-79

Candela Plot

