

DATE:	PROJECT:
TYPE:	NOTES:
CATALOG #:	

## NXAUC | NEXUS ADJUSTABLE UNDER CABINET LIGHTS

5 CCT COLOR PREFERENCE® | PLUG-IN

### KEY FEATURES

- Luminaire uses ETI's patented Color Preference® with 5 Selectable CCTs Standard (2700K, 3000K, 3500K, 4000K, 5000K)
- 80+ CRI
- TRIAC Dimming Down to 10% (120V)
- Available with NightLightR™ (2000K Nightlight Feature)\* or with 100% and 50% Power Level Settings.
- \* Nightlight models have 100% power level only for white light mode.
- Linkable and Available in 3 Sizes:
 

<b>100%   50% Power Level Models</b>	<b>Nightlight Models</b>
12": 6/3W   500/200lm – Linkable up to 26 units	12": 8W   400lm – Linkable up to 26 units
18": 11/5.5W   750/500lm – Linkable up to 17 units	18": 11W   750lm – Linkable up to 17 units
24": 13/6.5W   1000/500lm – Linkable up to 14 units	24": 13W   1000lm – Linkable up to 14 units
- One Touch Control Button (Night Light Models Only)  
One Touch allows you to control power and nightlight for all linked fixtures by pressing button on one fixture.

### SPECIFICATIONS

#### Construction

- Plastic body with adjustable lens
- 55° Adjustable Lens: 35° inward tilt, 20° outward tilt

#### Optics

- Polymer diffuser lens for zero pixelation and overall visual comfort
- Uniform, even light distribution

#### Installation

- Field select CCT using integral switch located on fixture. Ships at 2700K
- Includes key hole slots for fast, convenient mounting
- 12-Inch Linking Cables and 5-Foot Power Cord included

#### Electrical


- > 50,000 hour LEDs at L70 for reduced maintenance
- Operates at 120V, 60Hz
- TRIAC dimming, down to 10%\* (120V)
- Operating Temperature: -4°F to 104°F (-20°C to 40°C)
- ETI's patented selectable CCT COLOR PREFERENCE® allows for easy field-adjustable color temperature selection with switch located on fixture end.

\* Always consult dimmer manufacturer for proper use, installation and compatibility (some dimmers may require a neutral in the wall box).

#### Warranty

5-Year Standard Warranty. See terms at: [ETISSL.com/warranty/](https://www.ETISSL.com/warranty/)

KEY DATA	
LUMEN RANGE	3121 – 4839
WATTAGE RANGE	38.5 – 54.6
EFFICACY RANGE (LPW)	79 – 89
REPORTED LIFE (HOURS)	L70 / > 50,000




NightLightR™

Color Preference®

ONE Touch

Control all linked fixtures with the press of a button. (nightlight models only)



**Adjustable Lens Angle**  
35° inwards  
20° outwards

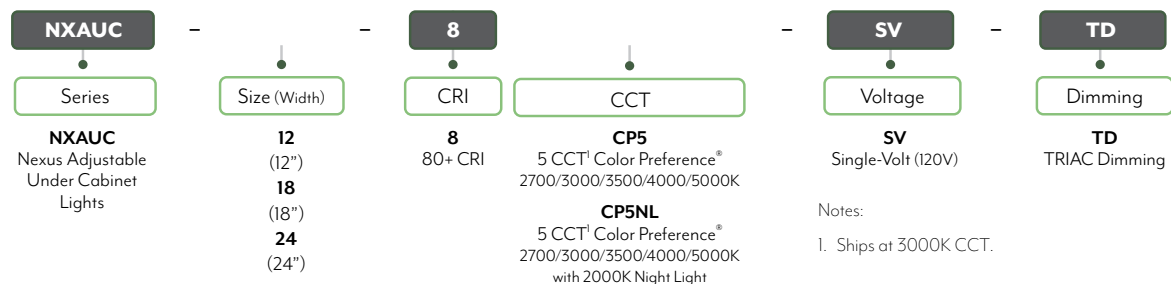


#### Certifications & Test Data

- All luminaires are ETL Listed (US, C) for Damp Location
- Adheres to LM63, LM79, LM80 and TM21 industry standards for photometric, lumen maintenance and lifetime calculations



CATALOG LOGIC



STOCK ORDERING INFORMATION

CATALOG PART NUMBER	ORDER NUMBER	DESCRIPTION	CASE QTY	CRI	CCT	WATTAGE LEVEL	WATTS (NOM.)	LUMEN PKG. <sup>1</sup>	DELIVERED LUMENS	LPW	VOLTAGE	DIM							
NXAUC-12-8CP5-SV-TD	B04021301A	12" Nexus Adjustable with 100%   50% Power Level Settings	5	80+	2700K	High	6	500	454	74	120V	TRIAC							
						Low	3	200	185	56									
					3000K	High	6	500	475	78			120V	TRIAC					
						Low	3	200	202	59									
					3500K	High	6	500	507	80			120V	TRIAC					
						Low	3	200	212	62									
					4000K	High	6	500	519	82			120V	TRIAC					
						Low	3	200	215	63									
					5000K	High	6	500	520	84			120V	TRIAC					
						Low	3	200	222	65									
					NXAUC-18-8CP5-SV-TD	B04022301A	18" Nexus Adjustable with 100%   50% Power Level Settings	5	80+	2700K			High	11	750	1003	90	120V	TRIAC
													Low	5.5	500	460	84		
3000K	High	11	750	1057						94	120V	TRIAC							
	Low	5.5	500	480						86									
3500K	High	11	750	1144						98	120V	TRIAC							
	Low	5.5	500	505						90									
4000K	High	11	750	1143						99	120V	TRIAC							
	Low	5.5	500	505						90									
5000K	High	11	750	1096						97	120V	TRIAC							
	Low	5.5	500	496						90									
NXAUC-24-8CP5-SV-TD	B04024301A	24" Nexus Adjustable with 100%   50% Power Level Settings	5	80+						2700K	High	13	1000	1003	91	120V	TRIAC		
											Low	6.5	500	460	88				
					3000K	High	13	1000	1057	95	120V	TRIAC							
						Low	6.5	500	480	92									
					3500K	High	13	1000	1144	99	120V	TRIAC							
						Low	6.5	500	505	96									
					4000K	High	13	1000	1143	100	120V	TRIAC							
						Low	6.5	500	505	97									
					5000K	High	13	1000	1096	98	120V	TRIAC							
						Low	6.5	500	1096	98									
					NXAUC-12-8CP5NL-SV-TD	B04020301A	12" Nexus Adjustable with 100% Power Level plus NightLightR™ mode and OneTouch	5	80+	2000K NL	NA	3	60	64	26			120V	TRIAC
										2700K	High	8	400	407	71				
3000K	High	8	400	407						73									
3500K	High	8	400	431						76									
4000K	High	8	400	436						76									
5000K	High	8	400	436						78									
NXAUC-18-8CP5NL-SV-TD	B04023301A	18" Nexus Adjustable 100% Power Level plus NightLightR™ mode and OneTouch	5	80+	2000K NL	NA	4	170	174	44	120V	TRIAC							
					2700K	High	11	750	957	87									
					3000K	High	11	750	1007	90									
					3500K	High	11	750	1062	94									
					4000K	High	11	750	1044	94									
					5000K	High	11	750	1006	93									
NXAUC-24-8CP5NL-SV-TD	B04025301A	24" Nexus Adjustable 100% Power Level plus NightLightR™ mode and OneTouch	5	80+	2000K NL	NA	4	200	195	46	120V	TRIAC							
					2700K	High	13	1000	1087	88									
					3000K	High	13	1000	1151	91									
					3500K	High	13	1000	1246	96									
					4000K	High	13	1000	1244	96									
					5000K	High	13	1000	1193	95									

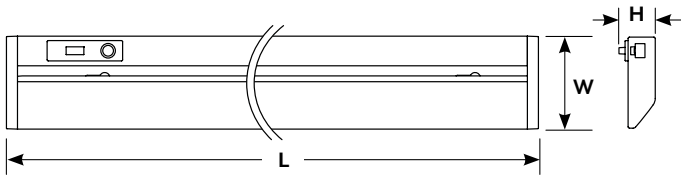
Notes: 1. For more delivered lumens and test data see pages 3, or visit ETISSL.com




ETI Lighting  
4873 Thurmon Tanner Parkway, Flowery Branch, GA 30542 | TEL: 1.855.384.7754  
E-mail: ETIorders@ETISSL.com | ETISSL.com

All specifications are subject to change without notice.  
All reported values are typical values, measured under laboratory conditions @ 25° C (77° F).  
Actual performance can vary slightly as a result of end-user application & environment.

**DIMENSIONS / DETAILS**



Size	L	W	H	weight
12"	12.0" (306mm)	3.1" (80mm)	1.3" (32mm)	0.35 lb.
18"	18.0" (458mm)	3.1" (80mm)	1.3" (32mm)	0.50 lb.
24"	24.0" (610mm)	3.1" (80mm)	1.3" (32mm)	0.65 lb.




Easy access to color temperature on fixture

Ships at 3000K

**INCLUDED IN PACKAGE**

- Fixture
- Mounting Hardware
- Linking Cable
- Power Cord



**Non-Nightlight Models:**


On/Off & Brightness Control Button  
Cycle between On at 100% Brightness /  
On at 50% Brightness / Off



Choose between  
**100% | 50% Brightness**

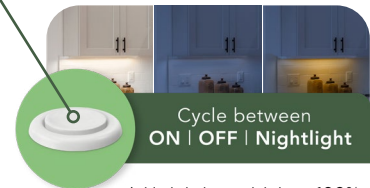
**Nightlight Models:**

Press OneTouch button On/Off/On to change  
from 100% White Light to Nightlight Mode



**ONE**Touch

Control all linked fixtures with the press  
of a button. (nightlight models only)



Cycle between  
**ON | OFF | Nightlight**

\* Nightlight models have 100%  
power level only for white light mode.

**PERFORMANCE / Data**

**Lumen Maintenance**

Ambient Temp.	TM-21 Lumen Maintenance (54,000 hours)
25° C (77° F)	>80%
Ambient Temp.	TM-21 Theoretical L70 (hours)
25° C (77° F)	> 50,000

**Load Information**

<b>Power Factor</b>	> 0.90
<b>THD</b>	< 20%
<b>Frequency</b>	60 Hz
<b>Low Temp Start / Max Temp</b>	-4°F to 113°F (-20°C to 45°C)

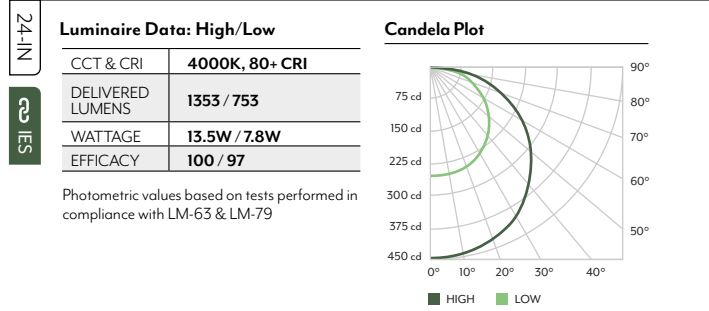
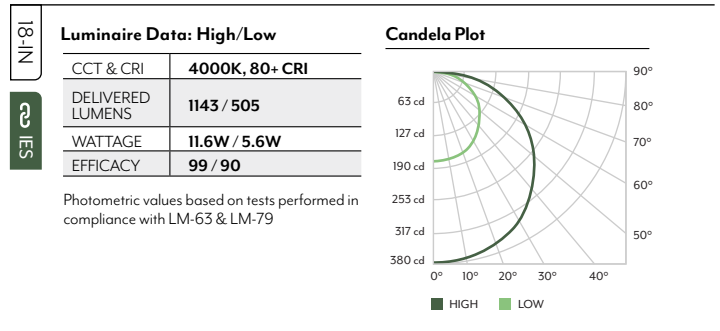
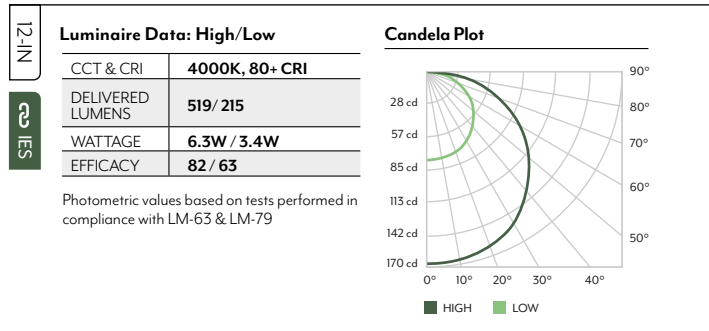
**DIMMER COMPATIBILITY LIST**

DIMMER BRAND	DIMMER MODEL
<b>TRIAC DIMMERS</b>	
LUTRON	LECL-153
LUTRON	SCL-153P
LUTRON	NTCL-250
LUTRON	GT-15
LEVITON	DSL06-ILZ
LEVITON	TSL06
LEVITON	RDL06
COOPER	9573
COOPER	DLC03P
COOPER	SUT7
COOPER	TAL06P2

\* Always consult dimmer manufacturer for proper use, installation and compatibility (some dimmers may require a neutral in the wall box).

**PHOTOMETRIC SAMPLES**

NON-NIGHTLIGHT MODELS



**PHOTOMETRIC SAMPLES**

NIGHTLIGHT MODELS

