

| | |
|------------|----------|
| DATE: | PROJECT: |
| TYPE: | NOTES: |
| CATALOG #: | |

NXAUC | NEXUS ADJUSTABLE UNDER CABINET LIGHTS

5 CCT COLOR PREFERENCE® | PLUG-IN

KEY FEATURES

- Luminaire uses ETI's patented Color Preference® with 5 Selectable CCTs Standard (2700K, 3000K, 3500K, 4000K, 5000K)
- 80+ CRI
- TRIAC Dimming Down to 10% (120V)
- Available with NightLightR™ (2000K Nightlight Feature) or with 100% and 50% Power Level Settings.
- Linkable and Available in 3 Sizes:

| | |
|---|---|
| 100% 50% Power Level Models | Nightlight Models |
| 12": 6/3W 500/200lm – Linkable up to 26 units | 12": 8W 400lm – Linkable up to 26 units |
| 18": 11/5.5W 750/500lm – Linkable up to 17 units | 18": 11W 750lm – Linkable up to 17 units |
| 24": 13/6.5W 1000/500lm – Linkable up to 14 units | 24": 13W 1000lm – Linkable up to 14 units |
- OneTouch Control Button (Night Light Models Only)
One Touch allows you to control power and nightlight for all linked fixtures by pressing button on one fixture.

SPECIFICATIONS

Construction

- Plastic body with adjustable lens
- 55° Adjustable Lens: 35° inward tilt, 20° outward tilt

Optics

- Polymer diffuser lens for zero pixelation and overall visual comfort
- Uniform, even light distribution

Installation

- Field select CCT using integral switch located on fixture. Ships at 2700K
- Includes key hole slots for fast, convenient mounting
- 12-Inch Linking Cables and 5-Foot Power Cord included

Electrical


- > 50,000 hour LEDs at L70 for reduced maintenance
- Operates at 120V, 60Hz
- TRIAC dimming, down to 10%* (120V)
- Operating Temperature: -4°F to 104°F (-20°C to 40°C)
- ETI's patented selectable CCT COLOR PREFERENCE® allows for easy field-adjustable color temperature selection with switch located on fixture end.

* Always consult dimmer manufacturer for proper use, installation and compatibility (some dimmers may require a neutral in the wall box).

Warranty

5-Year Standard Warranty. See terms at: [ETISSL.com/warranty/](https://www.ETISSL.com/warranty/)

| KEY DATA | |
|-----------------------|----------------|
| LUMEN RANGE | 3121 – 4839 |
| WATTAGE RANGE | 38.5 – 54.6 |
| EFFICACY RANGE (LPW) | 79 – 89 |
| REPORTED LIFE (HOURS) | L70 / > 50,000 |




NightLightR™

ONE Touch

Control all linked fixtures with the press of a button. (nightlight models only)

Color Preference®



Adjustable Lens Angle
35° inwards
20° outwards

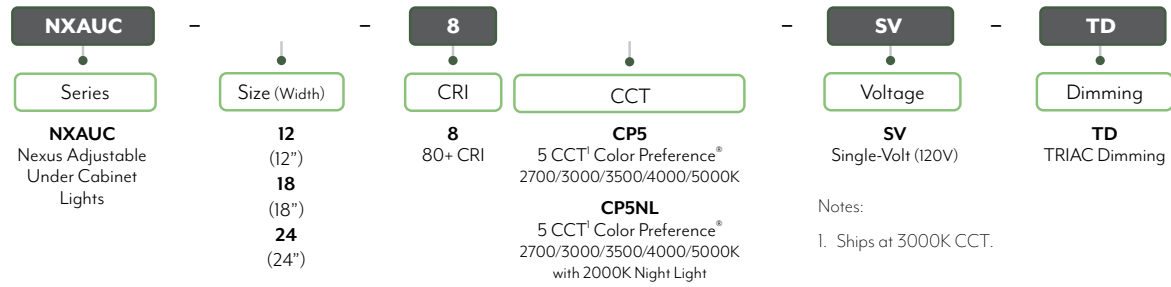


Certifications & Test Data

- All luminaires are ETL Listed (US, C) for Damp Location
- Adheres to LM63, LM79, LM80 and TM21 industry standards for photometric, lumen maintenance and lifetime calculations



CATALOG LOGIC



STOCK ORDERING INFORMATION

| CATALOG PART NUMBER | ORDER NUMBER | DESCRIPTION | CASE QTY | CRI | CCT | WATTAGE LEVEL | WATTS (NOM.) | LUMEN PKG. ¹ | DELIVERED LUMENS | LPW | VOLTAGE | DIM | | | | | | | |
|-----------------------|--------------|---|----------|------|-----------------------|---------------|---|-------------------------|------------------|----------|---------|-------|------|------|-----|------|-------|------|-------|
| NXAUC-12-8CP5-SV-TD | B04021301A | 12" Nexus Adjustable with 100% 50% Power Level Settings | 5 | 80+ | 2700K | High | 6 | 500 | 454 | 74 | 120V | TRIAC | | | | | | | |
| | | | | | | Low | 3 | 200 | 185 | 56 | | | | | | | | | |
| | | | | | 3000K | High | 6 | 500 | 475 | 78 | | | | | | | | | |
| | | | | | | Low | 3 | 200 | 202 | 59 | | | | | | | | | |
| | | | | | 3500K | High | 6 | 500 | 507 | 80 | | | | | | | | | |
| | | | | | | Low | 3 | 200 | 212 | 62 | | | | | | | | | |
| | | | | | 4000K | High | 6 | 500 | 519 | 82 | | | | | | | | | |
| | | | | | | Low | 3 | 200 | 215 | 63 | | | | | | | | | |
| | | | | | 5000K | High | 6 | 500 | 520 | 84 | | | | | | | | | |
| | | | | | | Low | 3 | 200 | 222 | 65 | | | | | | | | | |
| | | | | | NXAUC-18-8CP5-SV-TD | B04022301A | 18" Nexus Adjustable with 100% 50% Power Level Settings | 5 | 80+ | 2700K | | | High | 11 | 750 | 1003 | 90 | 120V | TRIAC |
| | | | | | | | | | | | | | Low | 5.5 | 500 | 460 | 84 | | |
| 3000K | High | 11 | 750 | 1057 | | | | | | 94 | | | | | | | | | |
| | Low | 5.5 | 500 | 480 | | | | | | 86 | | | | | | | | | |
| 3500K | High | 11 | 750 | 1144 | | | | | | 98 | | | | | | | | | |
| | Low | 5.5 | 500 | 505 | | | | | | 90 | | | | | | | | | |
| 4000K | High | 11 | 750 | 1143 | | | | | | 99 | | | | | | | | | |
| | Low | 5.5 | 500 | 505 | | | | | | 90 | | | | | | | | | |
| 5000K | High | 11 | 750 | 1096 | | | | | | 97 | | | | | | | | | |
| | Low | 5.5 | 500 | 496 | | | | | | 90 | | | | | | | | | |
| NXAUC-24-8CP5-SV-TD | B04024301A | 24" Nexus Adjustable with 100% 50% Power Level Settings | 5 | 80+ | | | | | | 2700K | High | 13 | 1000 | 1003 | 91 | 120V | TRIAC | | |
| | | | | | | | | | | | Low | 6.5 | 500 | 460 | 88 | | | | |
| | | | | | 3000K | High | 13 | 1000 | 1057 | 95 | | | | | | | | | |
| | | | | | | Low | 6.5 | 500 | 480 | 92 | | | | | | | | | |
| | | | | | 3500K | High | 13 | 1000 | 1144 | 99 | | | | | | | | | |
| | | | | | | Low | 6.5 | 500 | 505 | 96 | | | | | | | | | |
| | | | | | 4000K | High | 13 | 1000 | 1143 | 100 | | | | | | | | | |
| | | | | | | Low | 6.5 | 500 | 505 | 97 | | | | | | | | | |
| | | | | | 5000K | High | 13 | 1000 | 1096 | 98 | | | | | | | | | |
| | | | | | | Low | 6.5 | 500 | 1096 | 98 | | | | | | | | | |
| | | | | | NXAUC-12-8CP5NL-SV-TD | B04020301A | 12" Nexus Adjustable with NightLightR™ and OneTouch | 5 | 80+ | 2000K NL | NA | 3 | 60 | 64 | 26 | | | 120V | TRIAC |
| | | | | | | | | | | 2700K | High | 8 | 400 | 407 | 71 | | | | |
| 3000K | High | 8 | 400 | 407 | | | | | | 73 | | | | | | | | | |
| 3500K | High | 8 | 400 | 431 | | | | | | 76 | | | | | | | | | |
| 4000K | High | 8 | 400 | 436 | | | | | | 76 | | | | | | | | | |
| 5000K | High | 8 | 400 | 436 | | | | | | 78 | | | | | | | | | |
| NXAUC-18-8CP5NL-SV-TD | B04023301A | 18" Nexus Adjustable with NightLightR™ and OneTouch | 5 | 80+ | 2000K NL | NA | 4 | 170 | 174 | 44 | 120V | TRIAC | | | | | | | |
| | | | | | 2700K | High | 11 | 750 | 957 | 87 | | | | | | | | | |
| | | | | | 3000K | High | 11 | 750 | 1007 | 90 | | | | | | | | | |
| | | | | | 3500K | High | 11 | 750 | 1062 | 94 | | | | | | | | | |
| | | | | | 4000K | High | 11 | 750 | 1044 | 94 | | | | | | | | | |
| | | | | | 5000K | High | 11 | 750 | 1006 | 93 | | | | | | | | | |
| NXAUC-24-8CP5NL-SV-TD | B04025301A | 24" Nexus Adjustable with NightLightR™ and OneTouch | 5 | 80+ | 2000K NL | NA | 4 | 200 | 195 | 46 | 120V | TRIAC | | | | | | | |
| | | | | | 2700K | High | 13 | 1000 | 1087 | 88 | | | | | | | | | |
| | | | | | 3000K | High | 13 | 1000 | 1151 | 91 | | | | | | | | | |
| | | | | | 3500K | High | 13 | 1000 | 1246 | 96 | | | | | | | | | |
| | | | | | 4000K | High | 13 | 1000 | 1244 | 96 | | | | | | | | | |
| | | | | | 5000K | High | 13 | 1000 | 1193 | 95 | | | | | | | | | |

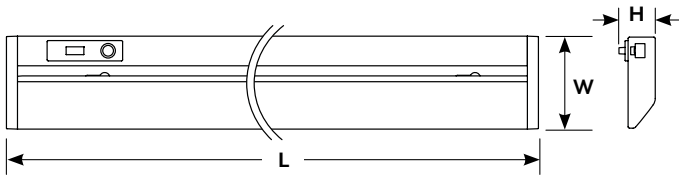
Notes: 1. For more delivered lumens and test data see pages 3, or visit ETISSL.com




ETI Lighting
4873 Thurmon Tanner Parkway, Flowery Branch, GA 30542 | TEL: 1.855.384.7754
E-mail: ETIorders@ETISSL.com | ETISSL.com

All specifications are subject to change without notice.
All reported values are typical values, measured under laboratory conditions @ 25° C (77° F).
Actual performance can vary slightly as a result of end-user application & environment.

DIMENSIONS / DETAILS



| Size | L | W | H | weight |
|------|---------------|-------------|-------------|----------|
| 12" | 12.0" (306mm) | 3.1" (80mm) | 1.3" (32mm) | 0.35 lb. |
| 18" | 18.0" (458mm) | 3.1" (80mm) | 1.3" (32mm) | 0.50 lb. |
| 24" | 24.0" (610mm) | 3.1" (80mm) | 1.3" (32mm) | 0.65 lb. |



Non-Nightlight Models:


On/Off & Brightness Control Button
 Cycle between On at 100% Brightness /
 On at 50% Brightness / Off

Nightlight Models:

Press OneTouch button On/Off/On
 to change from White Light to Nightlight Mode



Control all linked fixtures with the
 press of a button. (nightlight models only)




Easy access to color
 temperature on fixture

Ships at 3000K

INCLUDED IN PACKAGE

- Fixture
- Mounting Hardware
- Linking Cable
- Power Cord



PERFORMANCE / Data

Lumen Maintenance

| Ambient Temp. | TM-21 Lumen Maintenance (54,000 hours) |
|---------------|--|
| 25° C (77° F) | >80% |
| Ambient Temp. | TM-21 Theoretical L70 (hours) |
| 25° C (77° F) | > 50,000 |

Load Information

| | |
|----------------------------------|-------------------------------|
| Power Factor | > 0.90 |
| THD | < 20% |
| Frequency | 60 Hz |
| Low Temp Start / Max Temp | -4°F to 113°F (-20°C to 45°C) |

DIMMER COMPATIBILITY LIST

| DIMMER BRAND | DIMMER MODEL |
|----------------------|--------------|
| TRIAC DIMMERS | |
| LUTRON | LECL-153 |
| LUTRON | SCL-153P |
| LUTRON | NTCL-250 |
| LUTRON | GT-15 |
| LEVITON | DSL06-ILZ |
| LEVITON | TSL06 |
| LEVITON | RDL06 |
| COOPER | 9573 |
| COOPER | DLC03P |
| COOPER | SUT7 |
| COOPER | TAL06P2 |

* Always consult dimmer manufacturer for proper use, installation and compatibility (some dimmers may require a neutral in the wall box).

PHOTOMETRIC SAMPLES

NON-NIGHTLIGHT MODELS

12-IN

Luminaire Data: High/Low

| | |
|------------------|-----------------------|
| CCT & CRI | 4000K, 80+ CRI |
| DELIVERED LUMENS | 519 / 215 |
| WATTAGE | 6.3W / 3.4W |
| EFFICACY | 82 / 63 |

Photometric values based on tests performed in compliance with LM-63 & LM-79

Candela Plot

Legend: ■ HIGH ■ LOW

18-IN

Luminaire Data: High/Low

| | |
|------------------|-----------------------|
| CCT & CRI | 4000K, 80+ CRI |
| DELIVERED LUMENS | 1143 / 505 |
| WATTAGE | 11.6W / 5.6W |
| EFFICACY | 99 / 90 |

Photometric values based on tests performed in compliance with LM-63 & LM-79

Candela Plot

Legend: ■ HIGH ■ LOW

24-IN

Luminaire Data: High/Low

| | |
|------------------|-----------------------|
| CCT & CRI | 4000K, 80+ CRI |
| DELIVERED LUMENS | 1353 / 753 |
| WATTAGE | 13.5W / 7.8W |
| EFFICACY | 100 / 97 |

Photometric values based on tests performed in compliance with LM-63 & LM-79

Candela Plot

Legend: ■ HIGH ■ LOW

PHOTOMETRIC SAMPLES

NIGHTLIGHT MODELS

12-IN w/Nightlight

Luminaire Data:

| | |
|------------------|-----------------------|
| CCT & CRI | 4000K, 80+ CRI |
| DELIVERED LUMENS | 436 |
| WATTAGE | 5.7W |
| EFFICACY | 76 |

Photometric values based on tests performed in compliance with LM-63 & LM-79

Candela Plot

18-IN w/Nightlight

Luminaire Data:

| | |
|------------------|-----------------------|
| CCT & CRI | 4000K, 80+ CRI |
| DELIVERED LUMENS | 1044 |
| WATTAGE | 11.1W |
| EFFICACY | 94 |

Photometric values based on tests performed in compliance with LM-63 & LM-79

Candela Plot

24-IN w/Nightlight

Luminaire Data:

| | |
|------------------|-----------------------|
| CCT & CRI | 4000K, 80+ CRI |
| DELIVERED LUMENS | 1244 |
| WATTAGE | 12.9W |
| EFFICACY | 96 |

Photometric values based on tests performed in compliance with LM-63 & LM-79

Candela Plot